

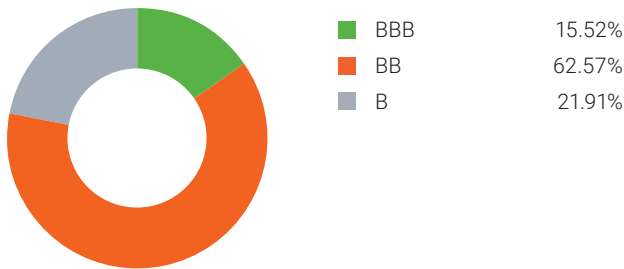
RIVERFRONT STRATEGIC INCOME FUND

RIGS

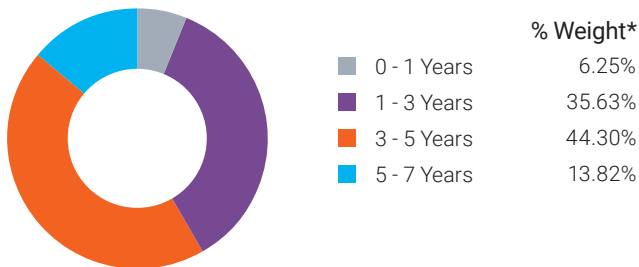
September 30, 2018

The Fund utilizes various investment strategies in a broad array of fixed income sectors. The Fund allocates its investments based upon the analysis of RiverFront Investment Group, LLC of the pertinent economic and market conditions, as well as yield, maturity and currency considerations. The broad investment mandate allows the Fund to take advantage of changing market conditions and allocate the portfolio in the way RiverFront Investment Group, LLC believes is most effective^{^^}.

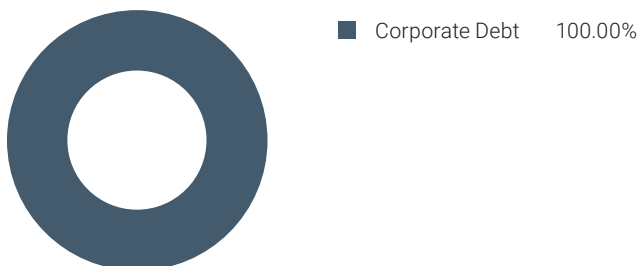
Rating Breakdown[†]



Maturity Breakdown (% of Total Investments)[^]



Market Sector Breakdown (% of Total Investments)[^]



* Exclusive of cash positions.

[^] Future holdings are subject to change.

^{^^} For example, the fund may, at any time, be fully invested in only investment grade debt, high yield debt, emerging market debt, or a combination of debt sectors.

[†] S&P ratings assist investors by evaluating the credit worthiness of many bond issues. AAA to BBB ratings are typically issued to those securities considered investment grade. The credit ratings typically range from AAA (highest) to D (lowest). The rating is not a recommendation to buy or sell a particular bond. For information on the rating agency's methodology go to: <http://www.standardandpoors.com/home/en/us>.

ETF Stats

Ticker:	RIGS
Listing Exchange:	NYSE Arca
CUSIP:	00162Q 783
Fund Inception:	10/7/13
Net Asset Value Per Share*:	\$24.57
Number of Holdings*:	117
Dividend Frequency:	Monthly
Most Recent Dividend**:	\$0.0867
Management Fee:	0.46%
Acquired Fund Fees & Expenses***:	0.01%
Total Expense Ratio:	0.47%
Net Expense Ratio****:	0.17%

* As of 9/30/18

** Dividend paid on 9/27/18

*** Acquired Fund Fees and Expenses are expenses incurred indirectly by the Fund through its ownership of shares in other investment companies and are not direct costs paid by Fund shareholders.

**** Net expense ratio reflects the Sub-Adviser's decision to voluntarily waive its sub-advisory fee payable by the Fund. Please see the prospectus for additional information.

Investment Objective

The Fund seeks to achieve its investment objective by investing in a global portfolio of fixed income securities of various maturities, ratings and currency denominations.

Investable Securities

- U.S. and Foreign government and corporate debt
- High yield bonds
- Emerging market bonds
- Mortgage backed securities (MBS)
- Commercial mortgage backed securities (CMBS)
- Asset backed securities (ABS)
- Convertible bonds
- Preferred securities
- Municipal bonds

Fund Characteristics

Modified Duration	2.03
30 Day SEC Yield ¹	3.92%
30 Day SEC Yield (Unsubsidized) ²	3.62%

¹ The 30 day SEC yield figure reflects the dividends and interest earned during the period, after the deduction of the Fund's expenses.

² The 30 day SEC Yield (Unsubsidized) figure reflects the dividends and interest earned during the period, after the deduction of the Fund's expenses, excluding fee waivers.

Learn More
866.759.5679 | alpsfunds.com



RIVERFRONT STRATEGIC INCOME FUND

RIGS

September 30, 2018

Top 10 Holdings (% of Total Investments)[^]



NFX 5 ¼ 01/30/22	1.75%
CTL 5 ½ 04/01/20	1.69%
VALEBZ 5 ⅞ 06/10/21	1.67%
AER 4 ⅝ 10/30/20	1.64%
LAMR 5 05/01/23	1.59%
DCP 5.35 03/15/20	1.59%
CIT 5 08/15/22	1.58%
AES 7 ¼ 10/15/21	1.57%
SCI 5 ⅜ 01/15/22	1.51%
S 7 08/15/20	1.51%

[^] Future holdings are subject to change.
Exclusive of cash positions.

Performance as of 9/30/18

	Cumulative				Annualized		
	1 Month	3 Month	6 Month	YTD	1 Year	3 Year	S.I. ¹
RiverFront Strategic Income Fund (Net Asset Value)	0.35%	1.64%	2.00%	0.90%	1.22%	5.09%	4.11%
RiverFront Strategic Income Fund (Market Price) ²	0.52%	2.26%	2.54%	1.18%	1.07%	5.11%	4.15%
Bloomberg Barclays U.S. Aggregate Bond Index (Benchmark) ³	-0.64%	0.02%	-0.14%	-1.60%	-1.22%	1.31%	2.17%

Performance data quoted represents past performance. Past performance does not guarantee future results. Investment return and principal value of an investment will fluctuate so that an investor's shares, when sold or redeemed, may be worth more or less than the original cost. Current performance data may be higher or lower than actual data quoted. For the most current month-end performance data please call 866.759.5679. Performance includes reinvested distributions and capital gains.

¹ Inception date of October 7, 2013.

² Market Price is based on the midpoint of the bid/ask spread at 4 p.m. ET and does not represent the returns an investor would receive if shares were traded at other times.

³ Bloomberg Barclays U.S. Aggregate Bond Index – A broad-based benchmark that measures the investment grade, U.S. dollar-denominated, fixed-rate taxable bond market, including Treasuries, government-related and corporate securities, MBS (agency fixed-rate and hybrid ARM pass-throughs), ABS, and CMBS (agency and non-agency). The index is reported on a total return basis, which assumes reinvestment of any dividends and distributions realized during a given time period. The index is not actively managed and does not reflect any deductions for fees, expenses or taxes. One cannot invest directly in an index. Index performance does not reflect fund performance.

A Solution Based Partnership

ALPS Advisors, Inc.

- Serves as Advisor to the Fund
- Specializes in manager oversight and evaluation
- Focuses on delivering innovative asset management solutions

RiverFront Investment Group

- Serves as Sub-Advisor to the Fund
- RiverFront uses a proprietary Price Matters® optimization process to provide comprehensive, tactical global allocation portfolios.
- The firm uses a "Glass Walls" approach, stressing transparency in its advice model and its relationships within the financial services industry.



5-Star Overall
Morningstar Rating™

As of 9/30/18 among 261 World Bond Funds based on risk-adjusted return†

Important Disclosures & Definitions

An investor should consider investment objectives, risks, charges and expenses carefully before investing. To obtain a prospectus, which contains this and other information, please contact your investment professional. Read the prospectus carefully before investing.

RiverFront Strategic Income Fund shares are not individually redeemable. Investors buy and sell shares of the RiverFront Strategic Income Fund on a secondary market. Only market makers or "authorized participants" may trade directly with the Fund, typically in blocks of 50,000 shares.

† 2018 Morningstar, Inc. All Rights Reserved. The information contained herein: (1) is proprietary to Morningstar; (2) may not be copied or distributed; and (3) is not warranted to be accurate, complete or timely. Neither Morningstar nor its content providers are responsible for any damages or losses arising from any use of this information. Past performance is no guarantee of future results. For each fund with at least a three-year history, Morningstar calculates a Morningstar Rating™ based on a Morningstar Risk-Adjusted Return measure that accounts for variation in a fund's monthly performance (including the effects of sales charges, loads, and redemption fees), placing more emphasis on downward variations and rewarding consistent performance. The top 10% of funds in each category receive 5 stars, the next 22.5% receive 4 stars, the next 35% receive 3 stars, the next 22.5% receive 2 stars and the bottom 10% receive 1 star. (Each share class is counted as a fraction of one fund within this scale and rated separately, which may cause slight variations in the distribution percentages.) The Overall Morningstar Rating™ for a fund is derived from a weighted average of the performance figures associated with its three-, five- and ten-year (if applicable) Morningstar Rating™ metrics. As of September 30, 2018, the RiverFront Strategic Income ETF was rated against the following number of World Bond funds over the following time periods: 261 funds in the last three years. With respect to these World Bond funds, the RiverFront Strategic Income ETF received a Morningstar Rating™ of 5 stars for the overall and three-year period. Other classes may have different performance characteristics. Past performance is no guarantee of future results. ©2018 Morningstar, Inc. All Rights Reserved.

The performance of the Fund relative to its benchmark will depend largely on the decisions of the RiverFront Investment Group, LLC (the "Sub-Advisor" or "RiverFront") as to strategic asset allocation and tactical adjustments made to the asset allocation. At times, RiverFront's judgments as to the asset classes in which the Fund should invest may prove to be wrong, as some asset classes may perform worse than others or fixed income markets generally from time to time or for extended periods of time. The performance of the Fund is related to the market sectors that RiverFront may choose to emphasize or deemphasize from time to time, as well as to the individual securities selected by RiverFront within those sectors. The investment returns for particular market sectors will fluctuate and may be lower than other sectors. In addition, the individual securities chosen for investment within a particular sector may underperform other securities within that same sector. Certain bonds selected for the Fund's portfolio may decline in value more than the overall bond markets.

The value of the Fund's investments in fixed-income securities will generally decrease when interest rates rise, which means the Fund's NAV will likewise decrease.

The RiverFront Strategic Income Fund is not suitable for all investors. Subject to investment risks, including possible loss of the principal amount invested.

RiverFront's Price Matters® discipline compares inflation-adjusted current prices relative to their long-term trend to help identify extremes in valuation.

ALPS Portfolio Solutions Distributor, Inc. is the distributor for the Fund. ALPS Advisors, Inc. is the investment adviser to the Fund and RiverFront Investment Group, LLC is the investment sub-advisor. ALPS is not affiliated with RiverFront Investment Group, LLC.

The RiverFront Strategic Income Fund is: Not FDIC Insured - No Bank Guarantee - May Lose Value.