

ALPS | RED ROCKS LISTED PRIVATE EQUITY FUND

LPERX

September 30, 2018

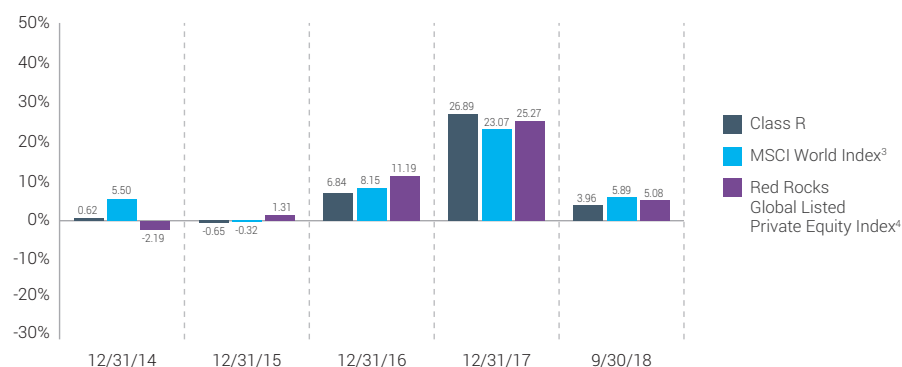
Description

- The ALPS | Red Rocks Listed Private Equity Fund is an open-end mutual fund that provides investors with exposure to private businesses by investing in publicly-traded private equity companies that trade on global exchanges. These listed private equity companies have direct ownership, control and influence over the privately held businesses in their portfolios. The Fund assembles approximately 30-50 holdings and is diversified by stage of investment, geography, industry, and capital structure. Investors enjoy daily liquidity and valuation, and the primary mission of the Fund is to maximize total return.

Role in Portfolio

The ALPS | Red Rocks Listed Private Equity Fund may be used to potentially reduce risk and generate alpha in a diversified portfolio. A Ibbotson study suggests a typical allocation range from 0-10%, according to risk tolerance, with a market neutral allocation of roughly 3%.¹

Calendar Year Performance as of 9/30/18



Performance as of 9/30/18

| Total Returns | Annualized | | | | | | |
|---|------------|-------|--------|--------|--------|---------|-------------------|
| | 3 Month | YTD | 1 Year | 3 Year | 5 Year | 10 Year | S.I. ² |
| Class R | 5.53% | 3.96% | 5.30% | 12.38% | 9.33% | 6.50% | 2.91% |
| MSCI World Index ³ | 5.10% | 5.89% | 11.84% | 14.18% | 9.89% | 9.18% | 5.79% |
| Red Rocks Global Listed Private Equity Index ⁴ | 5.35% | 5.08% | 6.80% | 13.92% | 9.79% | 8.06% | 4.08% |

Performance data quoted represents past performance. Past performance does not guarantee future results. Investment return and principal value of an investment will fluctuate so that an investor's shares, when sold or redeemed, may be worth more or less than the original cost. Current performance data may be higher or lower than actual data quoted. The fund imposes a 2.00% redemption fee on shares held for less than 90 days. Performance data does not reflect the redemption fee which if reflected would reduce the performance quoted. For the most current month-end performance data please call 1-866-759-5679.

¹ Source: Private Equity and Strategic Asset Allocation 2007–by Ibbotson.

² Fund inception date of 12/31/2007.

³ MSCI World Index: Morgan Stanley Capital International's market capitalization weighted index is composed of companies representative of the market structure of 22 developed market countries in North America, Europe, and the Asia/Pacific Region. You cannot invest directly in an index.

⁴ The Red Rocks Global Listed Private Equity Index includes securities, ADRs and GDRs of 40 to 75 private equity companies, including business development companies, master limited partnerships and other vehicles whose principal business is to invest in, lend capital to or provide services to privately held companies.

Fund Stats

Symbols & CUSIPs:

R Shares LPERX 317609790

Minimum Initial Investment:

Class R: \$0

Typical Portfolio Holdings:

30-50 Holdings
Minimum position size: 1%
Maximum position size: 10%

Inception Date: 12/31/07

Total Net Assets: \$267 Million

Total Number of Holdings: 46

Advisor: ALPS Advisors, Inc.

Sub-Advisor: Red Rocks Capital LLC

Fund Expenses

Expense Ratios Class R

Direct Operating Expenses: 1.56%

Acquired Fund Fees: 0.52%

Total Expense Ratio: **2.08%**

Expense Waivers:[^] 0.00%

Total Net Expense Ratio: 2.08%

Net Expense Ratio Excluding Acquired Fund Fees and Expenses: 1.56%

[^] Reflects the Advisor and Sub-Advisor's decision to contractually limit expenses through February 28, 2019. Please see the prospectus for additional information.

Acquired Fund Fees and Expenses are expenses incurred indirectly by the Fund through its ownership of shares in other investment companies. They are not direct costs paid by Fund shareholders and are not used to calculate the Fund's net asset value.

Investment Objective

The Fund seeks to maximize total return, which consists of appreciation on its investments and a variable income stream.

Solution Based Partnership

ALPS Advisors

- Serves as Advisor to the Fund
- Specialist in manager oversight & evaluation
- Focuses on delivering innovative asset management solutions

Red Rocks Capital

- Serves as Sub-Advisor
- First U.S. firm to develop packaged Listed Private Equity investment products
- Brings unique combination of portfolio management, venture capital & private equity expertise

Overall Morningstar Rating™

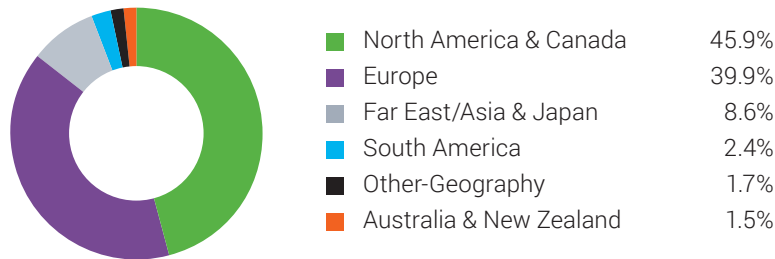


2-Star Overall Morningstar Rating™

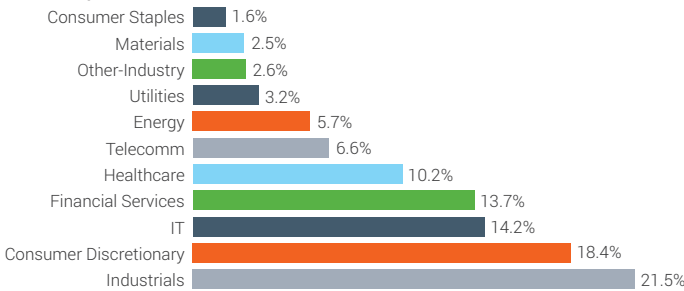
Risk Adjusted for all classes as of 9/30/2018 among 114 World Stock Funds*

Portfolio Diversification Of Underlying Holdings

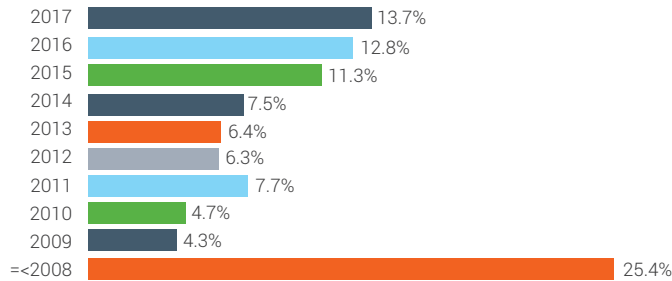
Geographic Allocation



Industry



Vintage Year¹



¹ The year in which the first allocation of investment capital is delivered by private equity company to a project or portfolio company. We calculate the vintage year allocation of the fund by multiplying the weight of the LPE holding by the vintage year weights provided in private equity company financial statements.

Source: Listed Private Equity company financial information/filings, portfolio company estimates and Red Rocks Capital LLC analysis. Data presented is as of 12/31/16, latest information available.

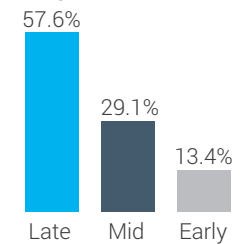
Top 10 Holdings^A

| | |
|---|-------|
| IAC/InterActiveCorp | 5.84% |
| KKR & Co. LP | 4.62% |
| The Blackstone Group LP | 4.15% |
| AURELIUS Equity Opportunities SE & Co. KGaA | 3.80% |
| HarbourVest Global Private Equity, Ltd. | 3.70% |
| 3i Group PLC | 3.65% |
| Intermediate Capital Group PLC | 3.38% |
| Brookfield Asset Management, Inc. | 3.33% |
| Berkshire Hathaway, Inc. | 3.24% |
| Partners Group Holding AG | 3.23% |

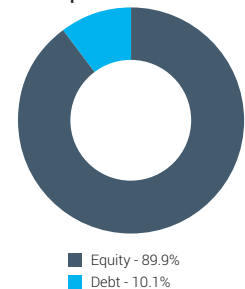
| | |
|---------------------------------|---------------|
| Top Ten Holdings | 38.94% |
| Total Number of Holdings | 46 |

^A Future holdings are subject to change.

Stage of Investment



Capital Structure



Important Disclosures & Definitions

An investor should consider investment objectives, risks, charges and expenses carefully before investing. To obtain a prospectus, which contains this and other information, please contact your investment professional. Read the prospectus carefully before investing.

Certain of the Fund's investments may be exposed to liquidity risk due to low trading volume, lack of a market maker or legal restrictions limiting the ability of the Fund to sell particular securities at an advantageous price and/or time. As a result these securities may be more difficult to value. Foreign investing involves special risks such as currency fluctuations and political uncertainty. The Fund invests in derivatives and is subject to the risk that the value of those derivative investments will fall because of pricing difficulties or lack of correlation with the underlying investment.

There are inherent risks in investing in private equity companies, which encompass financial institutions or vehicles whose principal business is to invest in and lend capital to privately-held companies. Generally, little public information exists for private and thinly traded companies, and there is a risk that investors may not be able to make a fully informed investment decision.

Listed Private Equity Companies may have relatively concentrated investment portfolios, consisting of a relatively small number of holdings. A consequence of this limited number of investments is that the aggregate returns realized may be adversely impacted by the poor performance of a small number of investments, or even a single investment, particularly if a company experiences the need to write down the value of an investment.

Alpha: A measure of performance on a risk-adjusted

Market Neutral Allocation: An investment strategy that aims to produce almost the same profit regardless of market circumstances.

* 2018 Morningstar, Inc. All Rights Reserved. The information contained herein: (1) is proprietary to Morningstar; (2) may not be copied or distributed; and (3) is not warranted to be accurate, complete or timely. Neither Morningstar nor its content providers are

responsible for any damages or losses arising from any use of this information. Past performance is no guarantee of future results. For each fund with at least a three-year history, Morningstar calculates a Morningstar Rating™ based on a Morningstar Risk-Adjusted Return measure that accounts for variation in a fund's monthly performance (including the effects of sales charges, loads, and redemption fees), placing more emphasis on downward variations and rewarding consistent performance. The top 10% of funds in each category receive 5 stars, the next 22.5% receive 4 stars, the next 35% receive 3 stars, the next 22.5% receive 2 stars and the bottom 10% receive 1 star. (Each share class is counted as a fraction of one fund within this scale and rated separately, which may cause slight variations in the distribution percentages.) The Overall Morningstar Rating™ for a fund is derived from a weighted average of the performance figures associated with its three-, five- and ten-year (if applicable) Morningstar Rating™ metrics. As of September 30, 2018, the ALPS Red Rocks Listed Private Equity Fund was rated against the following numbers of World Small/Mid Stock Funds over the following time periods: 114 funds in the last three years, 97 funds in the last five years and 58 funds in the last ten years. With respect to these World Small/Mid Stock Funds, ALPS Red Rocks Listed Private Equity Fund Investor Class Shares received a Morningstar Rating™ of 3 stars for the overall, three-year and five-year periods and 2 stars for the 10 year period; C Shares received a Morningstar Rating™ of 3 stars for the overall, 2 stars for the three-year period, 3 stars for the five-year period and 2 star for the 10 year period; I Shares received a Morningstar Rating™ of 3 stars for the overall and three-year period, 4 stars for the five-year period and 2 stars for the ten year period; and R Shares received a Morningstar Rating™ of 2 stars for the overall and three-year period, 3 stars for the five-year period and 2 stars for the 10 year period. Other classes may have different performance characteristics. Past performance is no guarantee of future results. ©2018 Morningstar, Inc. All Rights Reserved.

Not FDIC Insured • No Bank Guarantee • May Lose Value

ALPS | Red Rocks Listed Private Equity Fund is a series of Financial Investors Trust. ALPS Portfolio Solutions Distributor, Inc., distributor for the ALPS | Red Rocks Listed Private Equity Fund.