

## ETF Stats

Ticker:	ENFR
Underlying Index:	AMEI
Listing Exchange:	NYSE Arca
CUSIP:	00162Q 676
Fund Inception:	11/1/13
Net Assets:	\$22.61 million
Net Asset Value:	\$24.24
Last Quarterly Distribution:	\$0.156
Last Payable Date:	3/29/17
Dividends Paid:	Quarterly
Gross Expense Ratio:	0.65%

## Investment Objective

The Fund seeks investment results that correspond (before fees and expenses) generally to the price and yield performance of its underlying index, the Alerian Energy Infrastructure Index (the "Index").

## What's Inside

### Performance, Characteristics and Allocations

At the conclusion of Q1 2017, the Alerian Energy Infrastructure ETF (ENFR) closed at \$24.24, up 2.51% for the quarter.

### Constituent Analysis

For the quarter, total return was positive for 25 names and negative for 9. The top performing security was Veresen Inc. (VSN CN) at 15.31%, while the worst performer was Semgroup Corp-Class A (SEMG US) at -12.71%.

### Performance as of 3/31/17

Total Returns	1 Month	3 Month	YTD	1 Year <sup>1</sup>	3 Year	Since Inception <sup>1</sup>
Alerian Energy Infrastructure ETF (Net Asset Value)	0.44%	2.51%	2.51%	36.75%	-0.15%	1.84%
Alerian Energy Infrastructure ETF (Market Price) <sup>2</sup>	0.52%	2.46%	2.46%	37.06%	-0.14%	1.89%
Alerian Energy Infrastructure Index (Benchmark)	0.41%	2.64%	2.64%	37.87%	0.61%	2.67%

**Performance data quoted represents past performance. Past performance does not guarantee future results. Current performance may be higher or lower than actual data quoted. Call 1.877.398.8461 or visit [www.alpsfunds.com](http://www.alpsfunds.com) for current month end performance. The investment return and principal value of an investment will fluctuate so that an investor's shares, when redeemed, may be worth more or less than their original cost.**

<sup>1</sup> Fund inception date of 11/01/2013.

<sup>2</sup> Market Price is based on the midpoint of the bid/ask spread at 4 p.m. ET and does not represent the returns an investor would receive if shares were traded at other times.

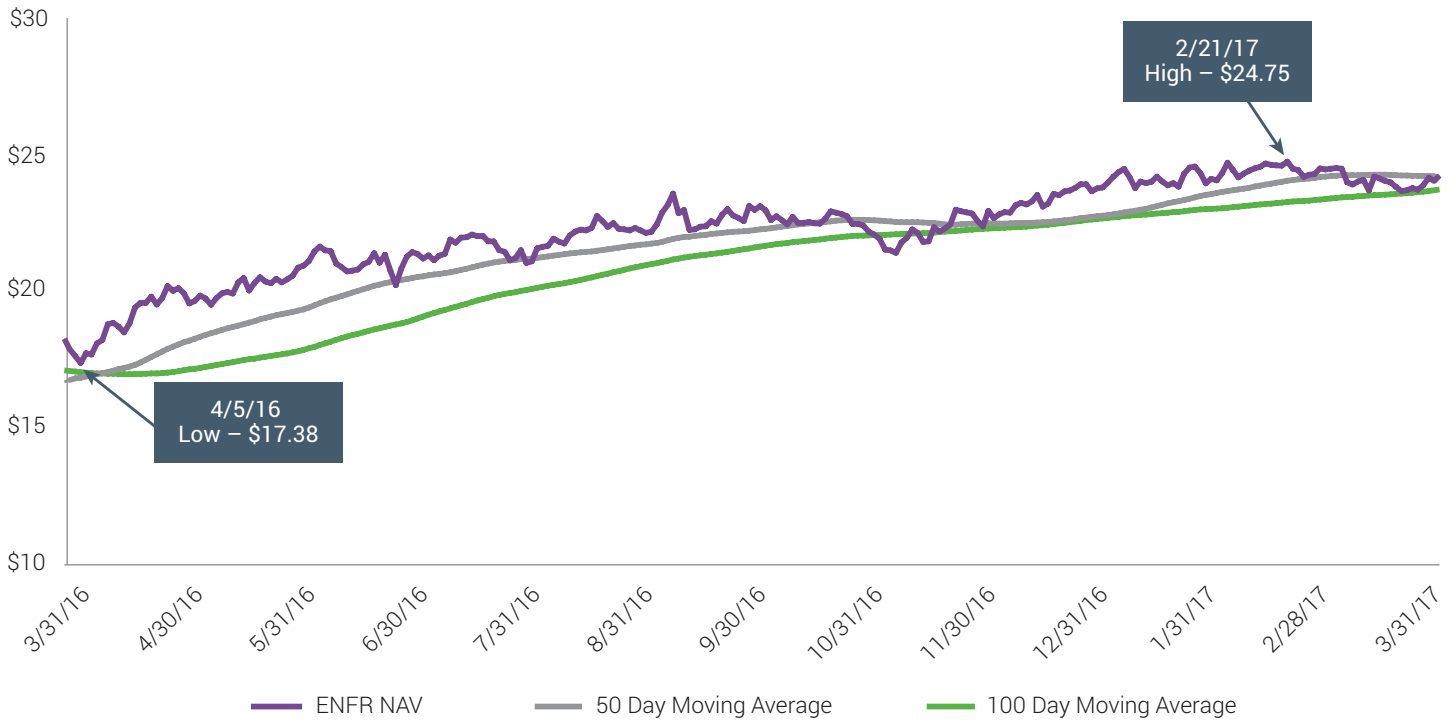


## Contact Info

[www.alpsfunds.com/ENFR](http://www.alpsfunds.com/ENFR)  
[alerian@alpsinc.com](mailto:alerian@alpsinc.com)

# Performance

## ENFR 1 Year Performance (NAV)

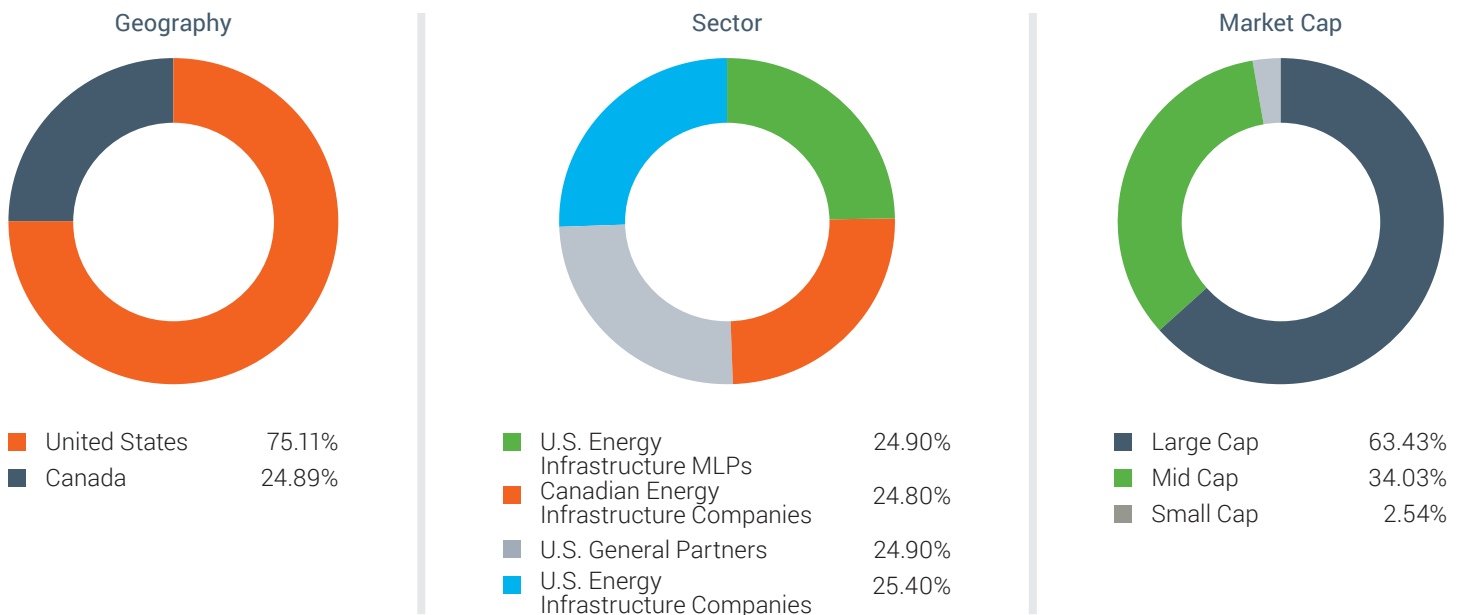


\*Past performance does not guarantee future results

# Index Characteristics

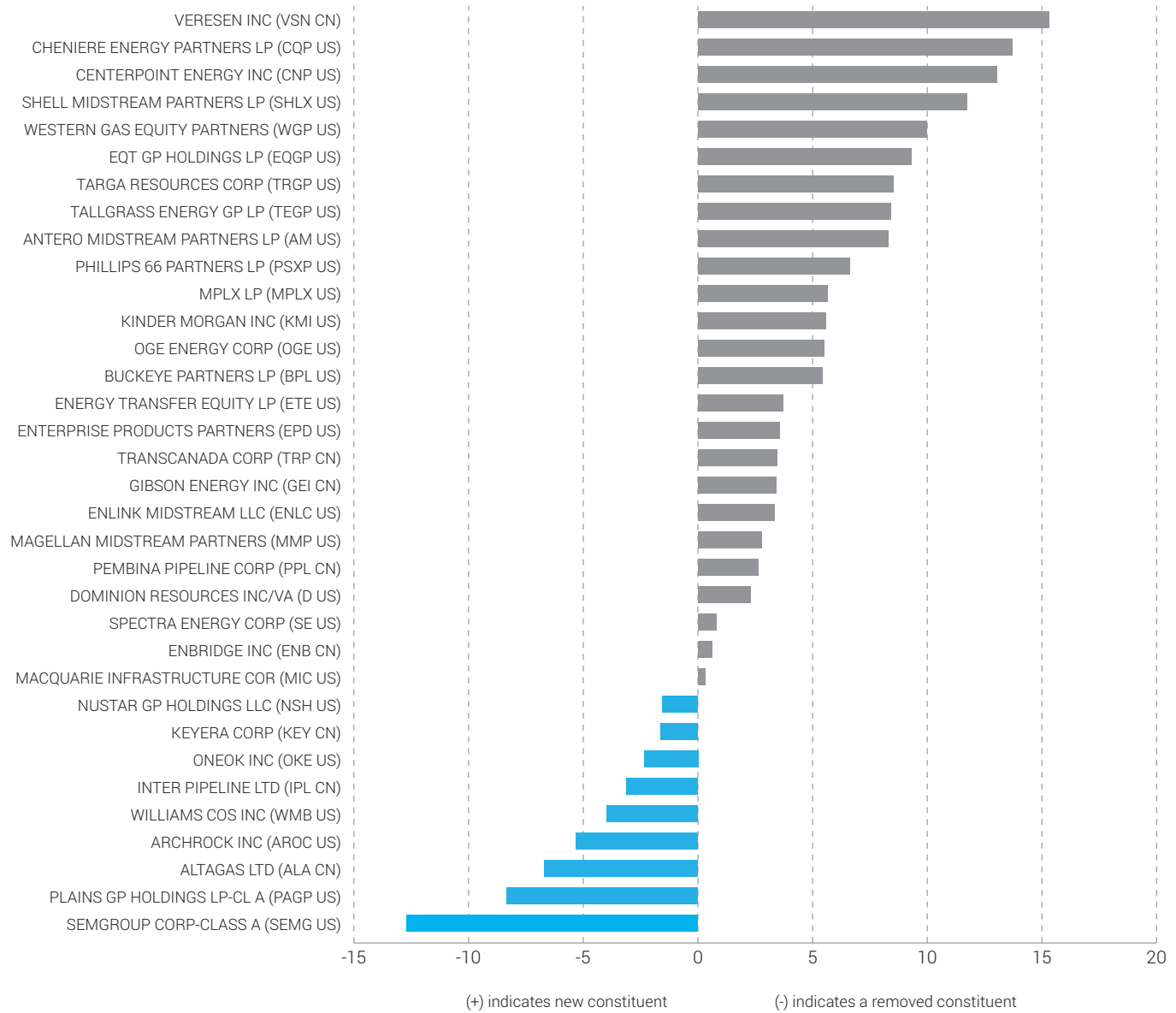
Profile	Canadian Energy Infrastructure Companies	US Energy Infrastructure Companies	US General Partners	US Energy Infrastructure MLPs
Dividend Yield	4.74%	3.81%	5.17%	5.36%
Max Market Cap (Million \$)	\$ 67,773	\$ 48,731	\$ 11,684	\$ 58,522
Min Market Cap (Million \$)	\$ 2,033	\$ 6,625	\$ 875	\$ 1,200
Total Market Cap (Agg, Million \$)	\$ 144,762	\$ 147,194	\$ 43,574	\$ 166,891
Weighted Avg. Market Cap ( Agg, Million \$)	\$ 26,233	\$ 28,170	\$ 7,555	\$ 23,290

# Allocations



# Constituent Analysis

Total Return Dispersion - Q1 2017



Past performance is not indicative of future results. Subject to change.

## Important Disclosures & Definitions

**An investor should consider the investment objectives, risks, charges and expenses carefully before investing. To obtain a prospectus, which contains this and other information, call 1.877.398.8461 or visit [www.alpsfunds.com](http://www.alpsfunds.com). Read the prospectus carefully before investing.**

**Shares are not individually redeemable. Investors buy and sell shares on a secondary market. Only market makers or "authorized participants" may trade directly with the Fund, typically in blocks of 50,000 shares.**

Investments in securities of MLPs involve risks that differ from an investment in common stock. MLPs are controlled by their general partners, which generally have conflicts of interest and limited fiduciary duties to the MLP, which may permit the general partner to favor its own interests over the MLPs.

A portion of the benefits you are expected to derive from the Fund's investment in MLPs depends largely on the MLPs being treated as partnerships for federal income tax purposes. As a partnership, an MLP has no federal income tax liability at the entity level. Therefore, treatment of one or more MLPs as a corporation for federal income tax purposes could affect the Fund's ability to meet its investment objective and would reduce the amount of cash available to pay or distribute to you. Legislative, judicial, or administrative changes and differing interpretations, possibly on a retroactive basis, could negatively impact the value of an investment in MLPs and therefore the value of your investment in the Fund.

The fund invests primarily in a particular sector and could experience greater volatility than a fund investing in a broader range of industries.

The Fund may be subject to risks relating to its investment in Canadian securities. Because the Fund will invest in securities denominated in foreign currencies and the income received by the Fund will generally be in foreign currency, changes in currency exchange rates may negatively impact the Fund's return.

Investments in the energy infrastructure sector are subject to: reduced volumes of natural gas or other energy commodities available for transporting, processing or storing; changes in the regulatory environment; extreme weather and; rising interest rates which could result in a higher cost of capital and drive investors into other investment opportunities.

Alerian Energy Infrastructure Index: Index comprised of 30 core North American energy infrastructure companies that engage in the transportation, storage, and processing of energy commodities.

The Alerian Energy Infrastructure ETF is not suitable for all investors. Subject to investment risks, including possible loss of the principal amount invested

S&P 500® Index is the Standard & Poor's composite index of 500 stocks, a widely recognized, unmanaged index of common stock prices. One cannot invest directly in an index. Index performance does not reflect fund performance.

Correlation: A statistical measure of how two securities move in relation to each other.

Dividend Yield: A financial ratio that shows how much a company pays out in dividends each year relative to its share price.

Downside Risk: The probability that an asset will fall in price. It is also the measure of the possible loss from that decline.

Information Ratio: A ratio of portfolio returns above the returns of a benchmark (usually an index) to the volatility of those returns.

MLP: Master Limited Partnership.

Price to Book Ratio: A financial ratio used to compare a company's current market price to its book value.

Price to Cash Flow: A measure of the market's expectations of a firm's future financial health.

Price to Earnings Ratio: an equity valuation multiple. It is defined as market price per share divided by annual earnings per share.

Price to Sales: A ratio for valuing a stock relative to its own past performance, other companies or the market itself.

Sharpe Ratio: A measure that indicates the average return minus the risk-free return divided by the standard deviation of return on an investment.

Standard Deviation: An annual statistical measure of the historical volatility, measure of the extent to which returns are spread around their average.

Tracking Error: A measure of how closely a portfolio follows the index to which it is benchmarked.

TTM Yield: the percentage income a portfolio returned over the past 12 months.

Volatility: A statistical measure of the dispersion of returns for a given security or market index.

ALPS Portfolio Solutions Distributor, Inc., 1290 Broadway, Ste. 1100, Denver, CO 80203 is the distributor for the Alerian Energy Infrastructure ETF, Alerian MLP ETF, ALPS | Alerian MLP Infrastructure Index Fund and ALPS|Alerian Energy Infrastructure Portfolio.

ALPS Portfolio Solutions Distributor, Inc. is not affiliated with Alerian.

Not FDIC Insured • No Bank Guarantee • May Lose Value.

ALR000534 7/31/17